

PUERTO RICO MANUFACTURING PMI DECREASED TO 53.8 IN JUNE

The Purchasing Managers Index (PMI) for Puerto Rico's manufacturing sector is a collaborative effort between the Puerto Rico Manufacturers Association and the Puerto Rico Institute of Statistics. On a Non-Seasonally Adjusted (NSA) basis, the Purchasing Managers Index (PMI) for Puerto Rico's manufacturing sector decreased to 53.8 in June 2023. A reading above the threshold level of 50 suggests an expansion in the manufacturing sector with respect to the previous month. All the sub-indexes decreased with respect to the previous month but were at or above the threshold level of 50. In a supplemental survey of manufacturing establishments, the biggest challenges faced by companies during the past month were: in operations (shortage of raw material 31%, cost of materials 8%, sales 8%, supply chain logistics 8%, quality of materials 8%), human resources (absenteeism 15%, employment 8%, , turnover 8%), and utilities (high energy costs 15%, unreliable utilities 15%). The Puerto Rico Manufacturing-Purchasing Managers Index (PRM-PMI) has been at or above the threshold level in 98 of the 157 months since the survey was first undertaken. The PRM-PMI is currently available only on a Non- Seasonally Adjusted (NSA) basis which means that seasonal fluctuations can affect its performance.

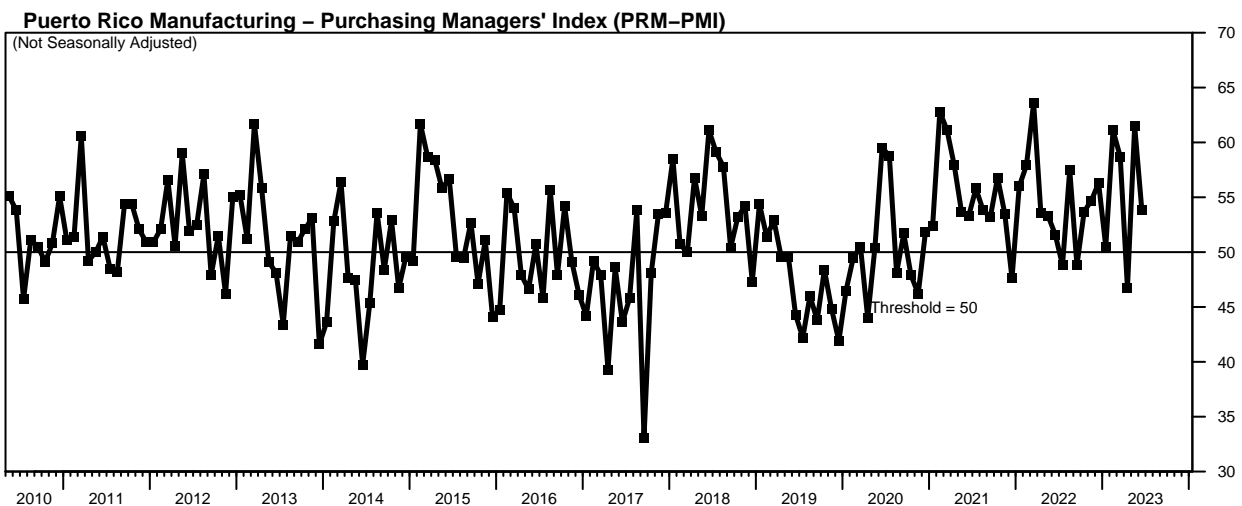


Table 1. Puerto Rico Manufacturing – Purchasing Managers' Index (NSA): June 2023

	Better	Same	Worse	Index		
Órdenes nuevas	14.3	71.4	14.3	50	Same	New orders
Producción	23.8	66.7	9.5	57.1	Higher	Production
Empleo	9.5	85.7	4.8	52.4	Higher	Employment
Entregas de suplidores	0	100	0	50	Same	Supplier deliveries
Inventarios de su empresa	28.6	61.9	9.5	59.5	Higher	Own inventories
Puerto Rico Manufacturing – Purchasing Managers Index (NSA)				53.8	Expansion	

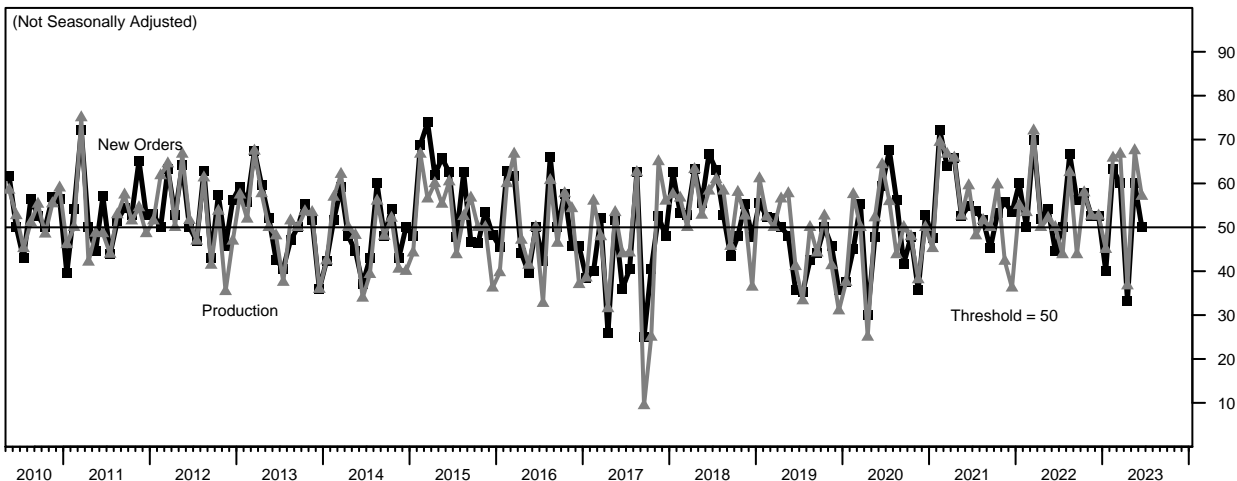
Note: Not Seasonally Adjusted (NSA)

New Orders

In June, the New Orders PMI (NSA) decreased to 50.0, staying at or above threshold for two consecutive months. A reading at 50 suggests that on a Non-Seasonally Adjusted (NSA) basis, new orders at manufacturing establishments in June were the same as in May.

Production

The Production PMI (NSA) decreased to 57.1 in June, staying above threshold for two consecutive months. A reading above 50 indicates that on a Non-Seasonally Adjusted (NSA) basis, manufacturing production in June was higher than in May.

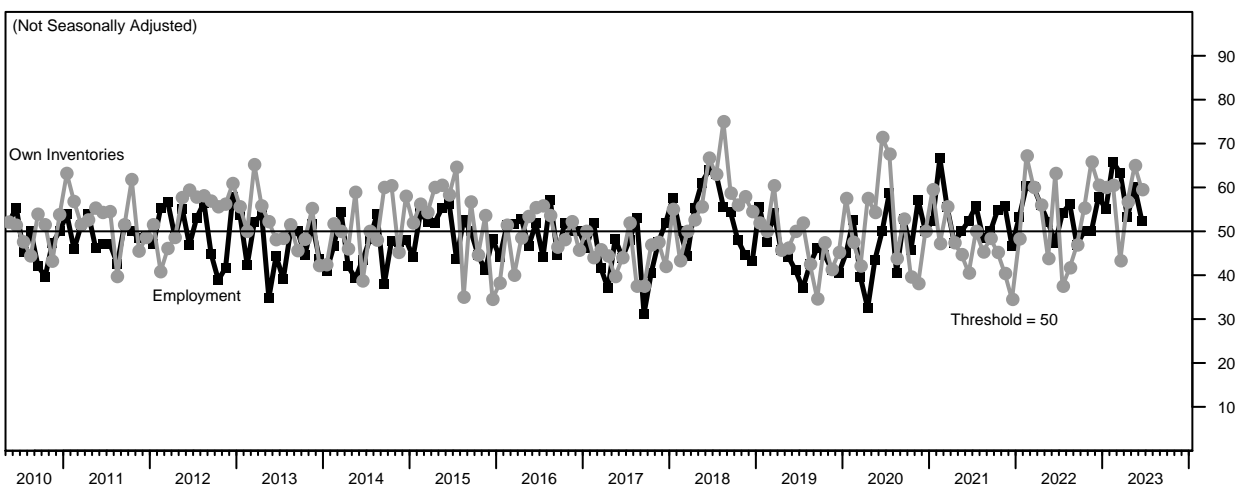


Employment

In June, the Employment PMI (NSA) decreased to 52.4, staying at or above the threshold for nine consecutive months. A reading above 50 suggests that on a Non-Seasonally Adjusted (NSA) basis, manufacturing employment in June was higher than in May.

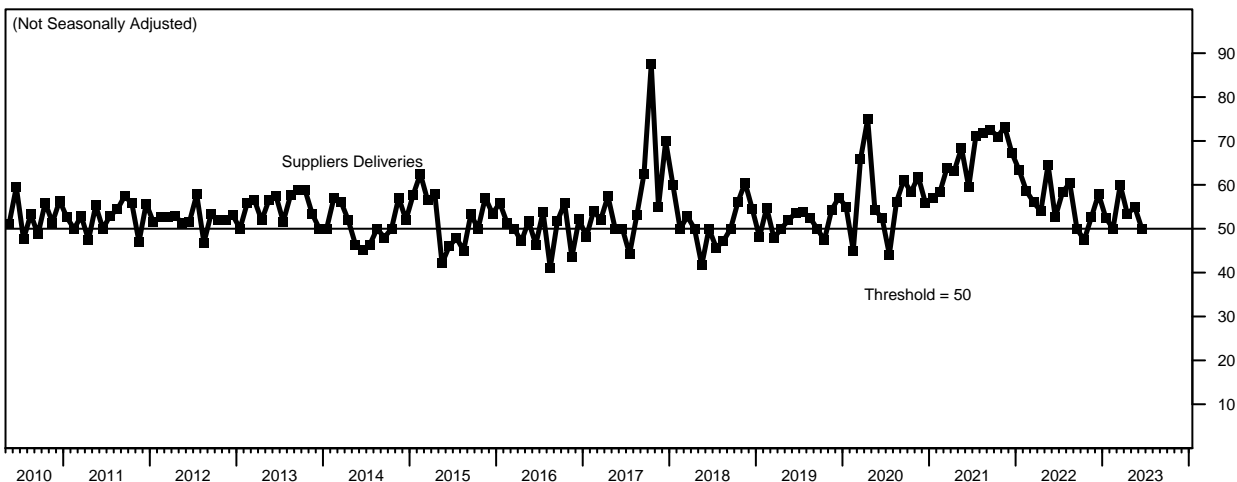
Own Inventories

In June, the Own Inventories PMI (NSA) decreased to 59.5, staying above threshold for three consecutive months. A reading above 50 indicates that on a Non-Seasonally Adjusted (NSA) basis, inventories in manufacturing establishments in June were higher than in May.



Supplier Deliveries

The Supplier Deliveries PMI (NSA) decreased to 50.0 in June, staying at or above the threshold for eight consecutive months. A reading at 50 suggests that on a Non-Seasonally Adjusted (NSA) basis, the speed of supplier deliveries in June was the same as in May.



Methodological note

The Puerto Rico Manufacturing-Purchasing Managers Index (PRM-PMI) is the result of a collaborative project between the Puerto Rico Manufacturers Association and the Puerto Rico Institute of Statistics. The PRM-PMI measures short-run business conditions in Puerto Rico's manufacturing sector and provides a broad-based metric for the productive side of Puerto Rico's economy. It is currently in a testing phase to ensure a reliable methodology. The methodology is similar to PMI surveys conducted elsewhere. The survey questionnaire is available at <https://estadisticas.pr/encuestas/puerto-rico-manufacturing>. The participants include manufacturing establishments with 50 or more employees with membership in the Puerto Rico Manufacturers Association. Currently, results are presented on a Non-Seasonally Adjusted (NSA) basis. In the future, with sufficient data points, a seasonally adjusted version of the PRM-PMI will be prepared, which will smooth away the influence of any seasonal fluctuations.

The PRM-PMI is calculated as the simple average of 5 sub-indexes, representing different business conditions in manufacturing establishments: New Orders PMI, Production PMI, Employment PMI, Supplier Deliveries PMI, Own Inventories PMI. The sub-indexes are computed using a diffusion index methodology. Specifically, for any given month with respect to the previous month, participants are asked to answer whether the business condition of the establishment: (1) improved, (2) remained the same, or (3) deteriorated. Diffusion indexes are calculated as the percentage of responses that indicate the business condition improved plus half of the percentage of responses that indicate the business condition remained the same. Responses that indicate the business condition deteriorated are not taken into account in calculating diffusion indexes. The survey also includes questions on other business conditions. The diffusion indexes that correspond to these questions are currently under evaluation.

This report was prepared by the staff of the Puerto Rico Institute of Statistics and has not been evaluated by the Board of Directors of the Puerto Rico Institute of Statistics. The information contained in this report need not reflect the official opinion of the Board of Directors of the Puerto Rico Institute of Statistics. No warranty, express or implied, is attached to these figures. While the figures are compiled with professional care, no representations about appropriateness, accuracy, or suitability for specific applications are made.

Contact information

Contact person: Dr. Ronald Hernández Maldonado, Statistical Project Manager; Leyda Inés Soto López, Statistical Project Assistant
Addresses: Physical – 57 Quisqueya St., Suite 2000, San Juan, PR 00917; Postal – P.O. Box 195484, San Juan, PR 00919
Telephones: Direct – (787) 819-0730; E-mail – ronald.hernandez@estadisticas.pr ; leyda.soto@estadisticas.pr

To obtain a copy of this report

(1) Visit <https://estadisticas.pr/encuestas/puerto-rico-manufacturing>, (2) write your request at <https://preguntas.estadisticas.pr/>, (3) call (787) 819-0730, (4) mail your request to the Puerto Rico Institute of Statistics, P.O. Box 195484, San Juan, PR 00919, or (5) visit the offices of the Puerto Rico Institute of Statistics at 57 Quisqueya St., Suite 2000, San Juan, PR 00917, between the hours of 8:00 a.m. and 5:30 p.m. The report is available on paper and in the following electronic formats: pdf and Microsoft Excel. The report is free.

Publication calendar

The monthly PRM-PMI report is published at 10:00 a.m. on the first business day of the month. In specific, the table below shows the expected publication dates of the PRM-PMI report during calendar year 2023:

Reference month	Publication date
Nov-22	January 10, 2023
Dec-22	February 2, 2023
Jan-23	March 2, 2023
Feb-23	April 3, 2023
Mar-23	May 1, 2023
Apr-23	June 1, 2023

Reference month	Publication date
May-23	July 6, 2023
Jun-23	August 2, 2023
Jul-23	September 6, 2023
Aug-23	October 2, 2023
Sep-23	November 2, 2023
Oct-23	December 4, 2023